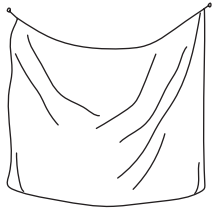



VANESSENTIAL

REAR DOOR SHOWER SCREEN

What's Included:




Shower Screen



2x Privacy Panels

1. Remove the shower curtain and two privacy panels from the storage bag. Keep in mind parts are magnetic, so they may be stuck together.



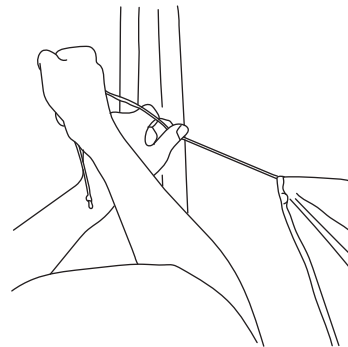
2. Attach magnetic privacy panels to both sides of the van, to cover the gap between the rear doors and the van body.



3. With the VanEssential logo facing away from the van, attach shower screen to the rear doors with magnets.



4. Tighten as needed using the cinch.



5. Enjoy a shower with a great view.



6. After showering off, give the shower screen a firm shake. The hydrophobic treatment will shed water droplets, leaving your screen dry and ready to be stored away.

